


From SAIL: **S**ystems  
**A**ligned **I**n Learning

# The Be **READY** Rover Review

May's Storytime Theme: **FOOD!**


**Featured Books:**

## READ



*Up, Down, and Around*

Katherine Ayres



*Growing Vegetable*

*Soup*– Lois Ehlert



*Shopping With Dad*

Matt Harvey



*Lunch*

Denise Fleming

We try to achieve the 6 early literacy skills - **Print Motivation, Print Awareness, Letter Knowledge, Vocabulary, Phonological Awareness** ( such as rhyming words), and **Narrative Skills** – by including 5 basic activities in our lesson plans: **TALK, SING, READ, WRITE, PLAY.**

## TALK

Where does the food we eat come from? How can you grow your own food?

Action Song: **Once a Little Apple Seed** ( to the tune of “Itsy Bitsy Spider”)

## SING

**Once a little apple seed was planted in the ground.** (*Form circle with thumb and index finger on one hand; pretend to hold a seed and drop it in.*)

**Down came the rain, splashing all around** (*Wiggle fingers of both hands from high to low.*)

**Out came the sun as bright as bright can be** (*Form big circle with arms for sun.*)

**And the little apple seed grew up to be a tree**–(*Start at the ground with your hand “growing” up, then become the tree and straighten up, making a “Y” with your arms.*)  
- **with apples!** (*turn each hand to make a circle, hanging down from the “branch”*)

## PLAY

The children help build a garden on our flannel board with felt fruits and vegetables; Do they grow up or down, underground, or up in trees?

The children play Supermarket with our cash register that talks, plays music, and teaches counting and math calculations.

## WRITE

Take Home Cards: Children can color veggies, and connect them with their beginning letters.


### MORE IDEAS for FOOD! :

**Song:** “This is the way we plant our seeds... (sing to the tune of “Here We Go Round the Mulberry Bush”, and act out each line) ...This is the way the rain comes down.... The sun shines bright....the seed grows up...we pull up weeds...we pick the beans.

**STEM activity:** Plant some lima beans in a glass jar, pushed up against the side so children can watch the amazing process of seed germination.


**Game:** Collect empty food containers and boxes, and set up a “grocery store”. Help the children make lists with words or pictures, and have them shop their lists.

If there are certain kinds of books or materials you would like me to bring out to you, just contact me at **717-207-0500 ext. 1201**, or email me: **mbenson@lancasterlibraries.org**



**Did you know**  
the Rover has  
reference books  
with lesson &  
craft ideas?

### SUPER EASY CRAFT:



Use red and green construction paper, or half of a paper plate and paint or markers. Use a washable ink stamp pad or paint for fingerprint seeds.

**TIP:** For a virtual cornucopia of craft ideas, go to **www.Pinterest.com**