

From SAIL: Systems
Aligned In Learning



The Be **READY** Rover Review

July's Storytime Theme: Fun and Games with ABC's


READ



The Hidden Alphabet ABC & 1 2 3
Laura Vaccaro Seeger Sesame Workshop



ABCs on Wheels
Ramon Olivera



An Annoying ABC
Barbara Bottner

We try to achieve the 6 early literacy skills - **Print Motivation, Print Awareness, Letter Knowledge, Vocabulary, Phonological Awareness** (such as rhyming words), and **Narrative Skills** – by including 5 basic activities in our lesson plans: **TALK, SING, READ, WRITE, PLAY.**

TALK

First the children arranged magnetic plastic alphabet letters in the correct order on a magnetic board. Then the children looked for objects of different colors in object sensory bottles, named them, and told which letter began the name of the object.

SING

“The ABC song”; first at the usual tempo, then very fast, then very slow .

WRITE

Each child was given outlines of letters, and asked to fill them in with Play-doh pieces or rolled “logs”.

PLAY


Each child put together magnetic foam shapes to make the letters that begin their names.

3” slices of pool noodles, each labeled with a letter , were divided up among the children. I asked, “Who has the ‘A’?” (and drew it on the magnetic board, if needed), and the child who had the A began an ABC tower. More letters were stacked (in order) on the A, until the tower fell! Then we continued with the rest of the letters, making new towers.

Look what else you can do with pool noodles!



Pool Noodle Ponies
Hint: Cut pool noodles with a serrated knife.



Use ribbed pool noodles for X's..



Use a ground stake to hold center piece up. Use duct tape to connect the 2 ends of a piece of pool noodle for the rings.



For Mile High Bubbles:
2 cups warm water
1/3 c. dish liquid (Dawn is recom.)
1/4 cup corn syrup

Easy ABC Activities



ABC Memory Game:
Print a letter on the inside of each paper plate (smaller ones can be used). Make a matching plate. Then mix them up and lay them out. Children take turns trying to find a match.

If there are certain kinds of books or materials you would like me to bring out to you, just call me at :
717-207-0500 ext. 1201, or email : mbenson@lancasterlibraries.org

From Pinterest