







From SAIL: Systems
Aligned In Learning

The Be **READY** Rover Review

August's Storytime Theme: Under the Sea

READ



About the Ocean
Sindy McKay

Sea Horse, the Shyest Fish in the Sea
Chris Butterworth

Under the Sea
Picthall & Gunzi

Ocean Animals
Jamie McCune

TALK

Have you ever gone to the beach? Did you see the ocean? What was it like? Did you go in the ocean? What was the water like? What did you see on the beach?


SING

After learning some actions and dance moves to represent different undersea creatures, the children listened to "Under the Sea" (from "The Little Mermaid"), and did the dance moves as I called out each animal.

WRITE

For younger children; The children were given an underwater scene and added reusable stickers of sea creatures to it. Then they were asked to tell about the scene they created.

For older children: The children practiced scissor skills while making a 3D fish that can be moved to "swim".



PLAY

The children "went fishing" for paper fish marked with letters, with a fishing rod made from a pencil and string with a magnet attached. After all the fish were caught, we lined them up in ABC order.

More Activities

STEM with sea shells. Gather or buy some sea shells. Can the children arrange the sea shells by size? By shape? By whether they have 2 parts or one? By color? By pattern? Use a balance scale to arrange them from lightest to heaviest. Use a guide book from the library to identify the sea shells and where they come from.

Make an ocean mural: Using posterboard, let the children paint the sky light blue, the water dark blue, and the bottom of the ocean brown. Add "rocks" made from newspaper-stuffed lunch bags, and seaweed made from strips of green crepe paper. Give the children cutouts of sea animals and let them color or paint them. Then decide as a group where each animal should go in the mural; should it be swimming in the water, holding onto rocks, lying on the ocean floor, or flying in the air?

We try to achieve the 6 early literacy skills - **Print Motivation, Print Awareness, Letter Knowledge, Vocabulary, Phonological Awareness** (such as rhyming words), and **Narrative Skills** – by including 5 basic activities in our lesson plans: **TALK, SING, READ, WRITE, PLAY.**

Easy Sea Crafts



Dip a straw into paint for bubbles.



A fruit cup jellyfish!



Add Cherrios to streamer tentacles. Tie a string to the head to make it a puppet!

If there are certain kinds of books or materials you would like me to bring out to you, just call me at :
717-207-0500 ext. 1201, or email : mbenson@lancasterlibraries.org

From Pinterest