




From SAIL: Systems  
Aligned In Learning


# The Be **READY** Rover Review

September's Storytime Theme: Ready, Set, Brush!

READ



**Pony Brushes His Teeth**  
Michael Dahl



**Ready, Set, Brush!**  
Sesame Street



**Brush, Brush, Brush!**  
Scholastic, Inc

We try to achieve the 6 early literacy skills - **Print Motivation, Print Awareness, Letter Knowledge, Vocabulary, Phonological Awareness** ( such as rhyming words), and **Narrative Skills** – by including 5 basic activities in our lesson plans: **TALK, SING, READ, WRITE, PLAY.**

TALK

Do you brush your teeth? When do you brush? Why do people brush their teeth?

SING

(To the Tune of “Do Your Ears Hang Low?”) *“Are your teeth clean and white? Do you brush them day and night? Do you brush them up and down, do you brush them left and right? Do you rinse with a swish, Making faces like a fish? Do you swish, swish, SPIT!”*

PLAY

Chompers the baby Dragon visited, and asked the children to brush his teeth to show how him how it’s done.

WRITE

I set out large wooden blocks, animals, people, and loose parts ( cardboard tubes, plastic containers, bottle caps, etc.) to give the children a chance to play, while I talked with the provider to review Early Literacy practices, and provide tips for effective storytimes.

**It’s once again time for the CHI Brush Twice-A-Day Challenge! It’s FREE! Each child will be given a Health Hero Starter Pack, and asked to brush twice a day, and scratch off a silver tooth on the cards each time they brush. The challenge begins 9/10/18 and ends 12/10/18. The children may bring you the cards when completed, or take them to a library and put them in Hank’s Mailbox. Return the cards you get to me, and prizes will be mailed to the child’s home (Be sure the cards include the mailing address!)**

## SCIENCE activities!


**Best Bubble Solution:** 6 cups water, 2 cups Dawn dish soap (Dawn is one of the few dish soaps that contain glycerin, that makes stronger, longer-lasting bubbles). Mix solution in a large tub. Use straws, paper towel rolls, flyswatters, berry baskets, your hands, and 6-pack rings to make bubbles. Ask the children what other things might work, and then test them out. (*Surface tension causes the surface of a liquid to pull together to make a “skin” on the surface .*)

**Magic Balloon:** Stretch a round balloon by blowing it up and releasing the air. Put an empty glass bottle in the freezer for 1-2 hours. Take out bottle and attach balloon over the mouth. Place the bottle in a pie tin. Pour 4 cups of **warm** water into the tin, surrounding the base of the bottle. The balloon will blow up by itself! (*Warming cold air makes it expand.*)

## ScienceTechnology EngineeringMath (STEM)



**Loose Parts: Clothespins and popsicle sticks!**



If there are certain kinds of books or materials you would like me to bring out to you, just call me at : 717-207-0500 ext. 1201, or email : [mbenson@lancasterlibraries.org](mailto:mbenson@lancasterlibraries.org)

From Pinterest