




From SAIL: Systems
Aligned In Learning

The Be READY Rover Review

March's Story time Theme: **LET'S BUILD!**


READ



Moving Blocks
Yusuke Yonezu



A Stick Until ...
Constance Anderson



Block City
Robert Louis Stevenson

We try to achieve the 6 early literacy skills
- **Print Motivation, Print Awareness, Letter Knowledge, Vocabulary, Phonological Awareness** (such as rhyming words), and **Narrative Skills** – by including 5 basic activities in our lesson plans: **TALK, SING, READ, WRITE, PLAY.**



Use jumbo marshmallows and paint or food coloring.

TALK

After reading “A Stick Until...”; Can you think of other ways to use a stick? Do you remember how chimpanzees use sticks? Rosie the chimp made an appearance to give her own ideas.

SING

Rosie helped the children learn “One, Two, Buckle My Shoe.” We sang a remodeled version of the song, “This is the House that Jack Built”; the last line is “This is the roof that kept children dry who looked out the windows short and tall, that were next to the doors that went through the walls that held up the house that Jack Built”. I drew the house as the parts were added, on a dry erase board.

WRITE

PLAY

The children had a “Block Party”, using unit blocks, planks, “loose parts” (cardboard rolls, small boxes, odd packing shapes, plastic cups, and other odds and ends), toy animals and people—and their own imaginations—to build whatever they wished. They were encouraged to talk about what they had made.




Fill boxes with crushed newspaper, then cover with craft paper.

Building Activities

Use blocks to draw the outlines of shapes, then ask the children to make the shapes with blocks.

Give the children **Construction Challenges**;



How high can they build a tower before any blocks fall?


Use masking tape to mark out a small area, then see **how many blocks they can get inside the area.**

Ask them to **make an enclosure** for toy animals. Can they **give the enclosure a roof?**

Can they **make a bridge** that can hold up toy animals and cars?

Can they **make a maze**, then let other children drive a car through it?

Make a bridge with popsicle sticks and cups!



Cut sponges into blocks.

If there are certain kinds of books or materials you would like me to bring out to you, just call me at :
717-207-0500 ext. 1201, or email : mbenson@lancasterlibraries.org