




From SAIL: Systems
Aligned In Learning


The Be **READY** Rover Review

July's Storytime Theme: **Dinosaurs!**


READ



Dinosaur Roar!
Henrietta Stickland



Am I Yours?
Alex Latimer



Oh Say Can You Say Di-no-saur?
Bonnie Worth

TALK

What can you tell me about dinosaurs? Where did you learn about dinosaurs? Do you have any questions about dinosaurs?

SING

We sang some of the songs on the **Fun Dinosaur Songs** list—all sung to familiar tunes.

The children examined realistic dinosaur toys and matched them with their babies.

Then they played a Dinosaur Matching game, where they paired up 2 of each kind of dinosaur on a magnetic board.

PLAY

The children made paper plate Sauropod Dinosaurs. First, they decorated a paper plate, using dot markers and regular markers. Then the paper plate was cut in half. One half became the body, and the other was cut up to make the dinosaur's long neck, and a tail. 2-inch pieces of paper towel tubes, with 2 slits cut across from each other, were slid onto the body to make legs. The children could then make facial features with a marker.

WRITE



More Ideas for Dinosaurs!

<https://kids.nationalgeographic.com/animals/prehistoric-animals/> has a good selection of dinosaur pictures and facts.

Make dinosaur tracks by pressing toy dinosaurs into playdough. Talk about the differences in the tracks.


Help children **separate toy dinosaurs into meat-eaters and plant-eaters**. Point out the characteristics of both kinds of dinosaurs that indicate what they might eat (meat-eaters can walk on 2 feet, and have lots of sharp teeth!).

Look up the length of some dinosaurs, and use a measuring tape to show children how long the dinosaurs were.

If there are certain kinds of books or materials you would like me to bring out to you, just call me at : **717-207-0500 ext. 1201**, or email : **mbenson@lancasterlibraries.org**

It's time for the **Summer Reading Program!** This summer's theme is "A Universe of Stories". Let me know if you need more Reading Logs. **Remember, the parents must sign the logs to get the free tickets and coupons!**

EASY CRAFT: .



Glue coloring book dinosaurs to cardboard, then cut them into strips to make puzzles.



Decorate a rubber glove , and staple spikes to the back. Your index finger, thumb, ring finger, and little finger are the legs!

From Pinterest