




From SAIL: Systems  
Aligned In Learning


# The Be **READY** Rover Review

December, 2019 Storytime Theme: Time to Celebrate!


## READ



*The Gingerbread Boy*  
by Paul Galdone



*Red Sled*  
Lita Judge



*A Hat for Minerva Louise*  
Janet Morgan Stoeke

## TALK SING

What holiday do you celebrate in December? What do you do on that day?  
We started with "Jingle Bells", using shakers and bells, and then the children were asked to suggest songs for all of us to sing.

## PLAY

After reading "The Gingerbread Boy", we acted out the story using stick puppets and Rudy the Crafty Fox, with the children directing the action as they recalled the sequence of events in the story.

## WRITE

The children decorated a pre-cut gingerbread boy shape, by gluing on colored paper dots and paper trims, and by coloring with markers.

### More Ideas:

1. Ask each child to make a gingerbread person that is like each person in their family. Talk with the children about how they are different and how they are the same. Expend their vocabulary by using descriptive words to describe each member of the family. Gingerbread people can be made out of clay, play dough, or paper.



2. Make cards of the characters in "The Gingerbread Man", or photocopy the images from the book. Display the image of the cover on a display board or low on a wall, and hang a clothesline below it. Ask children to sequence the story and clip the cards in order to the clothesline, using clothespins.

3. Roll tape over itself to make a loop and use to attach plastic cups to a board. Attach a cup upside down under the top 2 corners to create an incline. Divide

jingle bells among the children and let them toss them into the cups. When all have had a turn, count how many jingle bells made it into the cups.



We try to achieve the 6 early literacy skills - **Print Motivation, Print Awareness, Letter Knowledge, Vocabulary, Phonological Awareness** (such as rhyming words), and **Narrative Skills** – by including 5 basic activities in our lesson plans: **TALK, SING, READ, WRITE, PLAY.**

### EASY HOLIDAY CRAFTS



Use a slice of paper plate, handprints, tissue squares, and construction paper circles.



Decorate a wood gingerbread man cutout with small beads, sequins, fabric trims, etc. Use tacky glue.



Transform a life-sized tracing of each child into a giant gingerbread boy or girl! Then let the children decorate with paint or markers. Show pictures of cookies to give them ideas.

If there are certain kinds of books or materials you would like me to bring out to you, just call me at : **717-207-0500 ext. 1201**, or email : **mbenson@lancasterlibraries.org**

From Pinterest