





# The Be **REAdy** Rover Review

January, 2020 Storytime Theme: Fun With Snow!


## READ



**The First Snowfall**  
by Anne & Harlow Rockwell



**Adrift: An Odd Couple of Polar Bears**  
Jessica Olien



**Snowballs**  
Lois Ehlert

## TALK SING

Do you like snow? Why or why not? What do *you* do when it snows?

We sang 3 action songs: “5 Little Snowmen” (to the tune of “The One Little Duck With the Feather on His Back”), “I’m a Little Snowman” (to the tune of “I’m a Little Teapot”), and “Frosty the Snowman”.

## PLAY

After “*Adrift*”, the children saw arctic animal puppets: a Polar Bear, a Snowy Owl, a baby Harp Seal, and an Arctic Rabbit. I asked, “Why do you think all these animals are white?”

The younger children did “Snowman Bowling”, where they stacked plastic cups decorated like snowmen and knocked them down with a big fluffy yarn “snowball”, afterward counting how many they had toppled. The older children tried the commercial game, “Don’t Break the Ice”, while exploring tension and cause & effect.

## WRITE

Each child was given a paper with an outline of a snowman, and asked to use their imaginations and pre-cut paper shapes and markers to make a face and to “dress” the snowman any way they liked.

### More Ideas:

- \* Freeze colored water in ice cube trays. Hide them outdoors for a wintertime scavenger hunt.
- \* Just like sand, snow is wet and dense—and can be formed into shapes. When you go outside... take out the sandbox toys, buckets, containers, and molds. Create a snow castle (instead of a sandcastle) — Create and have fun!
- \* If the outside weather is below 32 degrees, you can make bubbles outdoors. Blow a bubble and catch it on the wand. Wait and watch as it freezes. It will turn into a crystal ball and then shatter like glass; you’ll see ice crystals form. You’ll also notice the vibrant colors!

For more “fake snow” recipes, check out the **January 2017 Be REAdy Rover Review**; Go to [www.lancasterlibraries.org](http://www.lancasterlibraries.org) & click on “Programs & Services”. Select “Be REAdy Rover”, go to the bottom of the page and select “Newsletter/Botetin” to see previous issues of the newsletter.

If there are certain kinds of books or materials you would like me to bring out to you, just call me at : **717-207-0500 ext. 1201**, or email : [mbenson@lancasterlibraries.org](mailto:mbenson@lancasterlibraries.org)

We try to achieve the 6 early literacy skills - **Print Motivation, Print Awareness, Letter Knowledge, Vocabulary, Phonological Awareness** (such as rhyming words), and **Narrative Skills** – by including 5 basic activities in our lesson plans: **TALK, SING, READ, WRITE, PLAY.**

### EASY SNOWMAN CRAFTS



Use cupcake holders in 2 sizes, and pipecleaners or twigs for arms.



### Make a melted snowman!

Combine 1& 1/2 c shaving cream (Barbasol is best), 1/2 c Elmers white glue, and 1/4 c flour. Use a spatula to scoop it into a plastic baggie. Snip 1 corner and apply it to a piece of heavy cardstock. Add hat and snowman features.



**OR...** use the above snow paint to make an **unmelted snowman!**