




From SAIL: Systems
Aligned In Learning

The Be **READY** Rover Review

May 2020 Storytime Theme: Favorite Fairy Tales


READ



The Illustrated Book of Fairy Tales
by Neil Philip



The Frog Prince
Edith H. Tarcov



Cinderella
K.Y. Craft

A Message from Miss Mary

I hope everyone is doing well.
I'm **still** working from home, and still missing seeing everyone and reading together .

TALK

Do you have a favorite fairy tale? Is it “The Princess and the Pea”? “Cinderella”? “Sleeping Beauty”? “The Frog Prince”? “The Little Red Hen” or “The Three Little Pigs”? After watching the storytime video, tell which ones you liked best and why.

SING

“The Saga of the 3 Little Pigs” retold their story to the tune of “This Old Man”.

PLAY

Puss n-Boots visited and talked about Fairy Tales, and told us his own story. Then, some famous fairy tales were performed on flannel boards, with tips on how children can be involved in flannel board storytelling. I demonstrated how children can make the houses of straw, sticks, and bricks from “The Three Little Pigs”, using construction and tissue paper. After coloring and cutting out simple pigs and wolf stick puppets, I showed how the children could retell the story.

WRITE

Stay tuned for the **May Be READY Rover Storytime** on You Tube! I will e-mail the link to you as soon as soon as it is ready! If you missed March and April’s online storytimes, go to <https://www.facebook.com/109525370677414/videos/586256585310615/> <https://www.facebook.com/109525370677414/videos/563211830954870/> <https://www.facebook.com/109525370677414/videos/640825870033948/> and <https://youtu.be/TWSr13KGO2Y>

More Ideas for Fairy Tales:

Build a Bridge for The Billy Goats Gruff: Let children use legos, blocks, drinking straws, popsicle sticks, paper towel tubes, boxes, cardboard or all of the above to make a bridge that can support toy animals. (If you don’t have goats, just change the story!). The children can use tape or play dough to bind things together.




Build a wall for Humpty Dumpty: Make Humpty by gluing eyes, paper arms and legs onto a white plastic egg. Let the children see how high they can stack blocks to make a wall that will hold Humpty and not let him fall.

Make **Rice Cake Piggie Snacks:** Frost rice cakes with strawberry cream cheese or cream cheese with food coloring. Frost a marshmallow for the nose, and cut one in half for the ears. Use raisins for eyes and nostrils.



Fairy Tale Fun:



Jack and the Beanstalk Counting game: Use a paper towel tube. Cut slits in its side for paper leaves glued to popsicle sticks. Roll a die and let child move a toy boy that many leaves up the stalk. Then roll die again to get the right numbers to reach the top.



P is for Princess: Egg noodles make interesting hair! Make **P is for Prince** pictures, too!



Make the **Frog Prince:** Paint a paper plate green and fold in half. Glue on eyes, a tongue, 4 legs and a crown. Let children play the princess and the prince and act out the story.

If there is any way I can help during this stressful, challenging time, please just call me at : **717-207-0500 ext. 1201**, or email : mbenson@lancasterlibraries.org **Stay Safe!**

From Pinterest