





The Be **READY** Rover Review

March 2023 - Storytime— St. Patrick's Day!

READ



You're My Little Lucky Charm
by Nicola Edwards & Natalie Marshall



Dr. Seuss's Thing One and Thing Two and The Leprechaun by Dr. Seuss, illustrated by Tom Brannon

TALK


What month is it? What holiday is this month? What color goes with St. Patrick's Day? Why is a four-leaf clover lucky? What does a Leprechaun look like?

SING

Shamrock Shake: "Shamrock shake, shamrock shake oh oh oh It's the shamrock shake (2X), All you leprechauns -" wave, scoop, leap, stroke (your beard), spin, hide! Watch at <https://www.youtube.com/watch?BSeWQwQmrR4> and "Dance, Dance, Leprechaun Dance "(and bow, clap, and jump) Watch it at <https://www.youtube.com/watch?v=KZhtsF0vczw>

WRITE

Clover Dotting – A pre-cut paper clover leaf is taped (with a rolled-up piece of tape) to construction paper and the children color over both using dot markers.



When the clover is removed, the children will have 2 clover pictures!

EXTRA! Providers will also be offered coloring

pages for the children. There are generic coloring pages, as well as color-by-number pages for older children .

PLAY

"Shamrock Says" Game – 10 laminated cards with gross motor skills printed on shamrocks (skip, jump, clap, hop, clap, spin around) will be lined up across the floor, and each child will have the chance to choose a card. Once a card is chosen, we all will complete the task .

Have a **GREEN** Scavenger Hunt!

Make a chart: **Find something green that grows...Name an animal that is green....Find something soft that is green... Find something hard that is green...Name a fruit that is green...Find a toy that is green... Find something you can color with that is green...Find something on a wall that is green... Find something you can wear that is green...** As items are found, mark them off on the chart with a **green** marker.

Rover Reading Challenge!

Starting March 1st, providers will be challenged to read **50 books to their daycare children**. Providers will be given a maze of dots to shade in after each book is read. If daycares can complete this challenge, **all children will receive a free book, a free book for the daycare, as well as an accomplishment post on our Facebook page!**

EASY Crafts



Use a water bottle to make shamrocks— show the children how to dip the cap end of the bottle into paint to make the leaves of a shamrock. Add a stem.



Use half a paper plate for the cloud. Let the children cover 1 side with cotton balls, using white glue. Cut strips of construction paper in the colors of the rainbow . Let the children glue the strips to the back of the cloud, or ask them to put them in the order of a real rainbow: red, orange, yellow, green, blue, indigo, and violet. You could glue some yellow coins at the end of each strip for the Pot 'O Gold!

From Pinterest