




From SAIL: Systems  
Aligned In Learning


# The Be **READY** Rover Review

November, 2019 Storytime Theme: Adventures with ABC's


## READ



**Chicka Chicka Boom Boom**  
Bill Martin, Jr. & J. Archambault



**Alphabet Under Construction**  
Denise Fleming



**The Alphabet Book**  
P.D. Eastman

## TALK

What holiday is coming soon? What do you do on Thanksgiving? The children met **Tim the turkey**, who was very excited about Thanksgiving, until we started talking about Thanksgiving dinner! (He was relieved when we told him he had the wrong kind of stuffing for a Thanksgiving turkey!)

## SING

We sang the "ABC song", then sang it again verrry sloowly, then very quickly.

## PLAY

The children placed the letters on the "Chicka Chicka Boom Boom" tree while I read the story.

## WRITE

The children made turkeys by decorating a small paper plate with dot markers for the tail, and slipping it into slits in a 2-inch piece of paper towel tube that served as the body. They attached a pre-cut turkey head to the body, and glued a pre-cut wattle under the beak.

## STEM

The children used the square and triangular **Magna-Tiles** to form the letters of the alphabet, following pre-made paper patterns.

### Make your own Chicka Chicka Boom Boom Tree!



1. Cut out a tree trunk from brown construction paper and glue it to a piece of blue card stock.
2. Using green cupcake liners, cut from the edge to the middle and cut out the circular bottom of each liner.
3. Glue spread-out liner pieces to the top of the tree. Cut out coconuts and glue on.
4. As you read the book, let the children apply letter stickers to the tree as each is mentioned. You could use alphabet cereal or alphabet pasta.

If there are certain kinds of books or materials you would like me to bring out to you, just call me at : **717-207-0500 ext. 1201**, or email : **mbenson@lancasterlibraries.org**

We try to achieve the 6 early literacy skills - **Print Motivation, Print Awareness, Letter Knowledge, Vocabulary, Phonological Awareness** (such as rhyming words), and **Narrative Skills** – by including 5 basic activities in our lesson plans: **TALK, SING, READ, WRITE, PLAY.**


### MAKE A TURKEY!



Glue felt or feathers to a brown glove and use it to "talk turkey" about being thankful!



Ask the children what they are thankful for, and write it on the turkey feathers.



Cover large letters with items that start with that letter: feathers for F, cotton balls for C, grass for G, etc.

From Pinterest