





From SAIL: **S**ystems  
**A**ligned **I**n Learning

# The Be **READY** Rover Review

June's Storytime Theme: **Build a Better World**

**READ**



**Roxaboxen**

**Chicka Chicka Boom Boom**

**Not a Stick**

**Meeow and the Big Box**

by Alice McLerran

by Bill Martin Jr./John Archambault

by Antoinette Portis

by Sebastien Braun

**TALK**

“**Build a Better World**” is the theme of this year’s **Summer Reading Program**. While children are building with blocks and “loose parts”, say, “Tell me about what you made.” Encourage conversation by asking questions.

**SING**

“**The Opposite Song**” (to the tune of “Mary Had a Little Lamb”); “This is **big** (stretch out arms) and this is **small** (bring index fingers almost together) Repeat 2 times, then - “Sing along with me.” Repeat with **short & tall, near and far, up and down, yes and no, happy and sad, fast & slow, quiet and loud**, with matching actions.

**PLAY**

The children put foam letters on a flannel board, both upper and lower case, then acted out “**Chicka Chicka Boom Boom**”, using the foam letters and a stuffed coconut tree. The children were given blocks, planks, Lincoln Logs, animals and dollhouse characters, as well as odds and ends such as cardboard boxes, paper towel tubes, feathers, pipe cleaners, spools, styrofoam packing pieces, sticks, bottle caps—and other “loose parts”, and asked to build a bridge, a building, and a road, then whatever they pleased.

**WRITE**

## MORE IDEAS for **Build a Better World**

**Make the planet earth;** Let the children color a white coffee filter with a few lines or circles with blue and green markers. Use a medicine dropper or a spray bottle to add a little water to the filter. The colors will merge and look like the earth from outer space!

**Hammer Practice;** Let children use a toy hammer to “hammer” golf tees into a Styrofoam floral block. They could also pull out the tees with pliers.


**Challenge the children to make a house;** supply the children with precut shapes (or drawings of ones which they can cut out)- a large square (the main part of the house), a triangle (the roof), medium and small rectangles (doors and windows), and small circles (door knobs)- and let them glue the pieces to construction paper.

**STEAM activity; Nature rubbings.** Gather bark, leaves, shells and grass, and provide paper and crayons for making rubbings. Talk about the items and their different textures.

*If there are certain kinds of books or materials you would like me to bring out to you, just call me at : 717-207-0500 ext. 1201, or email : [mbenson@lancasterlibraries.org](mailto:mbenson@lancasterlibraries.org)*

We try to achieve the 6 early literacy skills - **Print Motivation, Print Awareness, Letter Knowledge, Vocabulary, Phonological Awareness** ( such as rhyming words), and **Narrative Skills** – by including 5 basic activities in our lesson plans: **TALK, SING, READ, WRITE, PLAY.**

## SUPER EASY PUZZLES



**Write upper and lower case letters on leftover plastic Easter eggs.**



**Or make cards with different color combinations to match.**



**Make your own easy puzzles!**

From Pinterest